

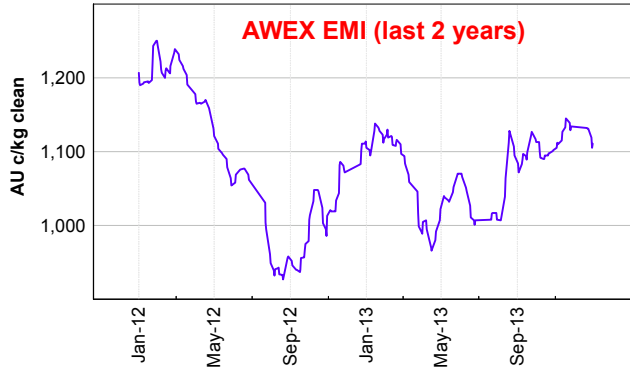
AWEX WOOLSHED WEEKLY

The Weekly Wool Report for the woolshed.

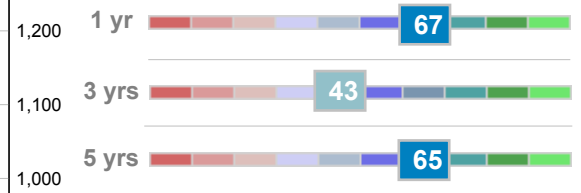
WEEK 29 - Thursday, 16 January, 2014



AWEX E.M.I.
1111 ↓ **-20**
 (-1.8%)
 (Weekly change)



AWEX-EMI Percentile rankings



Percentiles rank the current EMI for the given period. A percentile of 0 indicates the EMI is at the lowest point, A percentile of 50 indicates the EMI is the median price, A percentile of 80 means the EMI has been lower 79% in the period (or higher 19% of the time in the period).

An expected offering that was originally forecast at 60,000 bales was eventually whittled down to less than 54,000 bales after a large number of lots were withdrawn from sale. A soft finish at the previous sale and the second largest offering for the season both weighed heavily on the market which fell 20 to 30 cents when each centre opened (Tues in Melb, Wed in Syd/Frem). Buyers tended to neglect the lower spec and "off-types" which were most affected by the weak market and fell sharply. Demand for the better types was reflected in strong support for Spinners style which maintained their previous levels. Thursday saw a turnaround in sentiment on the back of a fall in the Australian dollar which hit a fresh 3 1/2 year low. Increases were recorded across most of the Merino range which generally ranged from 5 to 10 cents on the East Coast, while Fremantle made an encouraging 20 cent rise. The increases were fairly widespread with the lesser styles tending to make similar gains to the more stylish types. Merino Skirtings lost 30 cents for the week, a similar amount to the fleece, but failed to show any signs of improvement on the final day when they closed out on a flat note. Another large Crossbred offering was reasonably well supported given the overall soft tone for the week. Locks and Crutchings lost 10 to 20 cents, also closing the final day on an unchanged basis.

North MPG's Percentile rankings (last 5 years)

MPG	Price	Change	Percentile
17	1,397	-18	57
18	1,340	-20	60
19	1,281	-24	59
20	1,243	-31	67
21	1,237	-24	70
22	1,229	-20	75
23	1,219		82
28	676	+3	90
30	635	+2	95
32	551	-2	84

Offered this week..

	Bales offered	Gross turnover	Passed In %
North (S29)	14,045	\$18,249,118	9.8%
South (M29)	28,997	\$34,384,338	18.4%
West (F29)	10,721	\$13,355,230	16.1%
Total	53,763	\$65,988,685	

Clip Inspections

	Lots
Poor Skirting	318
Bale Description issue	202
Mixed Characteristics	66
Miscellaneous	36
Over/Under Wgt	14
Sheep Brands	13
Total	649

Indicative prices (¢/kg clean)

	35nkt	5% pcs	5% lks
17.0	1,388	1,165	810
19.0	1,315	1,143	810
21.0	1,265	6,240	805
23.0	1,238		

Fleece Discounts (¢/kg clean)

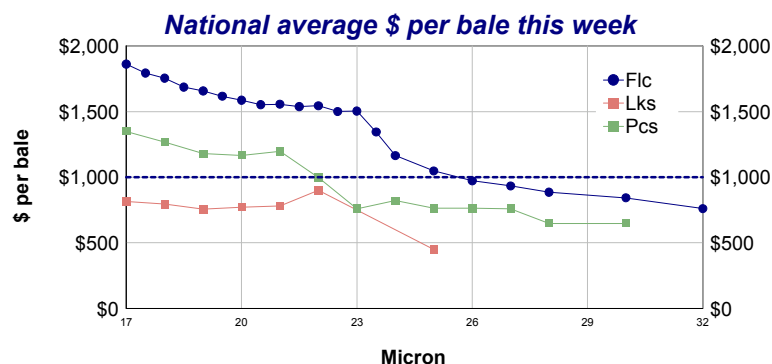
	Colour (H1)	Cott (C1)	Brands (R1)
17.0	-50		-70
19.0		-20	
21.0		-15	
23.0	-10	-16	-25

Source: AWEX P&D....

Note:
 Clean price x yield / 100 = Greasy Price
 e.g. 900 x 75.1 / 100 = 676 c/kg greasy

Buyers this week..

	Bales
Superfine	
TIANYU WOOL	1,282
SKY WOOL	795
Mer Fleece	
LEMPRIERE (AUST)	2,253
TECHWOOL TRADING	1,857
Mer Pcs/Bls	
TIANYU WOOL	1,241
TECHWOOL TRADING	968
XBD	
TECHWOOL TRADING	2,540
CHINATEX (AUST)	1,639
Oddments	
TECHWOOL TRADING	1,134
MICHELL AUSTRALIA	766



Sales coming up..(bales)

	Current estimate	Change on previous estimate	
Week: 30	46,886	-759	-2%
Week: 31	45,458	+258	1%
Week: 32	49,100	+1,500	3%
Week: 33	40,800		

Source: AWEX Five Week Forecast....