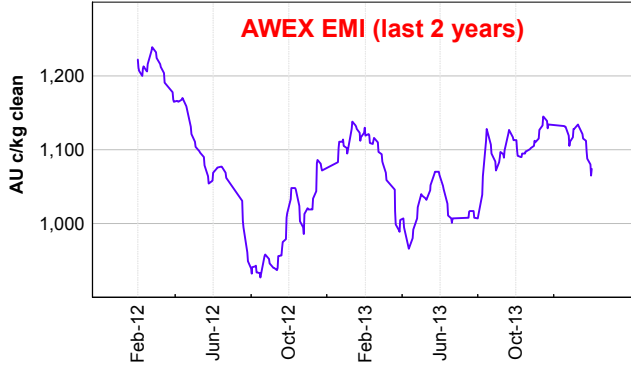
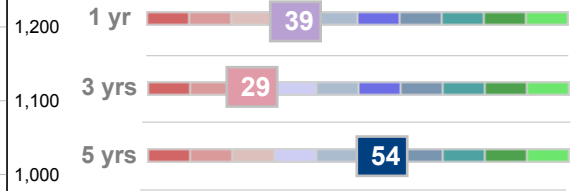


AWEX E.M.I
1074 ↓ **-14**
(-1.3%)
(Weekly change)



AWEX-EMI Percentile rankings



Percentiles rank the current EMI for the given period. A percentile of 0 indicates the EMI is at the lowest point, A percentile of 50 indicates the EMI is the median price, A percentile of 80 means the EMI has been lower 79% in the period (or higher 19% of the time in the period).

The week was a varied selection with summer-shorn wool beginning to appear in larger numbers along with remnant better style types and included a stylish NZ catalogue in Melbourne. 52,000 bales were initially catalogued which was boosted by a large number of re-offers (after previously being passed-in) which represented almost 10%. However by the close of the week fewer than 46,000 were officially offered when 11.7% were withdrawn prior to sale, the highest figure in five years. A Melbourne-only sale on Tuesday set the tone when it continued the dominant downward trend which was evident during the preceding three weeks. Falls of 25 cents were common through the broader microns which was the most affected sector. The downward momentum appeared to be slowing on the following day although prices still moved lower and the 15 cent fall in the EMI signified the eighth consecutive day of losses; the longest run of losses in ten months. There was a shift in direction on the final day when all microns recorded increases. Modest rises at the opening improved over the day and had most types 10 to 20 cents higher at the close. Skirtings types followed the fleece lower with larger discounts becoming evident for short seedy types. Crossbreds closed 10 to 20 cents lower after making some ground back on the last day. Oddment types generally closed slightly lower.

North MPG's Percentile rankings (last 5 years)

17	1,339	-7	40
18	1,283	-4	49
19	1,231	-10	49
20	1,196	-16	56
21	1,190	-17	57
22	1,179	-22	59
23	1,219		81
28	671	-11	85
30	624	-16	84
32	560	u/c	85

Offered this week..

	Bales offered	Gross turnover	Passed In %
North (S34)	10,872	\$12,122,685	14.5%
South (M34)	25,715	\$30,117,927	19.4%
West (F34)	9,306	\$11,176,818	16.4%
Total	45,893	\$53,417,431	

Clip Inspections

	Lots
Poor Skirting	300
Bale Description issue	210
Mixed Characteristics	98
Miscellaneous	29
Sheep Brands	20
Over/Under Wgt	13
Total	670

Indicative prices (¢/kg clean)

	35nkt	5% pcs	5% lks
17.0	1,375	1,165	840
19.0	1,295	1,143	830
21.0	1,263	6,240	823
23.0	1,235		

Fleece Discounts (¢/kg clean)

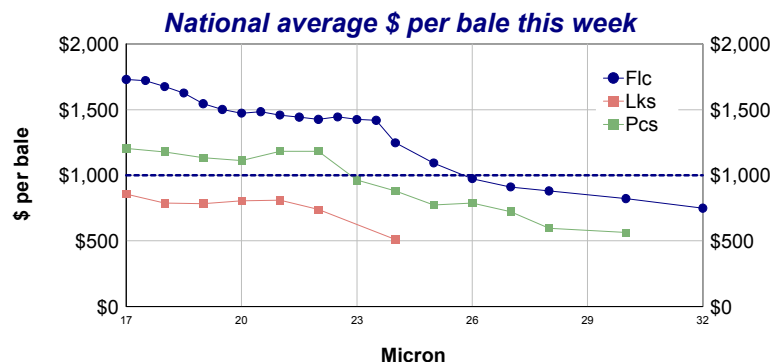
	Colour (H1)	Cott (C1)	Brands (R1)
17.0	-50		-70
19.0		-20	
21.0		-15	
23.0	-10	-16	-25

Note:
Clean price x yield / 100 = Greasy Price
e.g. 900 x 75.1 / 100 = 676 c/kg greasy

Source: AWEX P&D....

Buyers this week..

	Bales
Superfine	
TIANYU WOOL PTY LT	1,058
TECHWOOL TRADING	595
Mer Fleece	
CHINATEX (AUST)	2,056
TECHWOOL TRADING	1,759
Mer Pcs/BIs	
TIANYU WOOL PTY LT	1,195
AUSTRALIAN MERINO	675
XBD	
CHINATEX (AUST)	1,481
KATHAYTEX (VIC)	1,013
Oddments	
TECHWOOL TRADING	1,066
MICHELL AUSTRALIA	718



Sales coming up..(bales)

	Current estimate	Change on previous estimate	%
Week: 35	48,986	+2,032	4%
Week: 36	51,265	+715	1%
Week: 37	45,700	-500	-1%
Week: 38	33,600		

Source: AWEX Five Week Forecast....