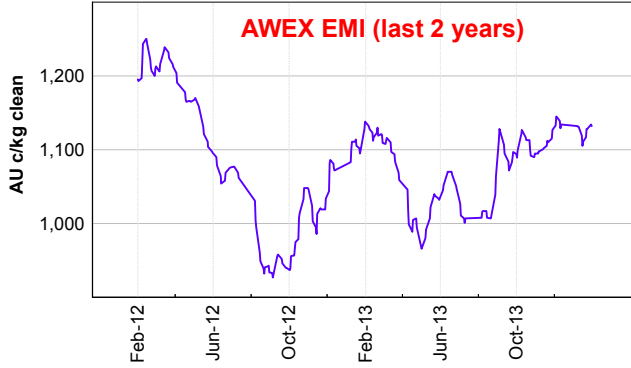
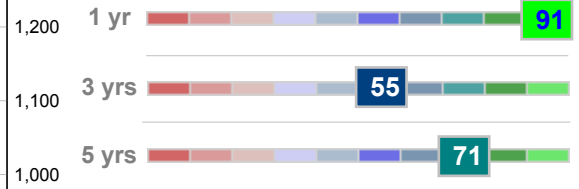


AWEX E.M.I
1132 **+4**
(+0.4%)
(Weekly change)



AWEX-EMI Percentile rankings



Percentiles rank the current EMI for the given period. A percentile of 0 indicates the EMI is at the lowest point, A percentile of 50 indicates the EMI is the median price, A percentile of 80 means the EMI has been lower 79% in the period (or higher 19% of the time in the period).

Just over 35,000 bales were offered this sale, making it the third smallest week for the season. Australia Day and the Chinese New Year (Fri Jan 31) both occurred this week. The market movements on each day tended to be contradictory, with a soft final day reversing some of the earlier gains. Whilst most of the Merino range increased on the opening day, the strongest support was at the finer edge. Both Sydney and Melbourne recorded increases of 30 cents for the better types; the latter hosting a selection of stylish types out of Launceston. Thursday saw a reversal of direction where the finer types eased back 10 to 20 cents. The more stylish types still managed reasonable support and most of the downward pressure was on the lower spec types. Meanwhile, 20-microns and broader tended to be more consistent, moving only a few cents each day. Merino Skirtings also attracted good support in the finer microns, especially "Best Broken" types. The strong competition held firm over both days and pushed most types 20 cents higher. Another large offering of Crossbreds continued to edge towards three-year highs, firming by a few cents for the sale. Carding types closed out the week largely unchanged.

North MPG's Percentile rankings (last 5 years)

17	1,431 +23	63
18	1,358 +13	62
19	1,301 -1	65
20	1,271 -1	73
21	1,262 -1	75
22	1,253 +1	81
23	1,219	82
28	694 +1	96
30	653 -1	98
32	560 u/c	87

Offered this week..

	Bales offered	Gross turnover	Passed In %
North (S31)	9,449	\$11,809,686	3.9%
South (M31)	17,802	\$21,310,170	8.0%
West (F31)	7,890	\$10,314,489	13.1%
Total	35,141	\$43,434,345	

Clip Inspections

	Lots
Poor Skirting	273
Bale Description issue	162
Mixed Characteristics	92
Miscellaneous	40
Over/Under Wgt	12
Sheep Brands	12
Total	591

Indicative prices (¢/kg clean)

	35nkt	5% pcs	5% lks
17.0	1,375	1,165	810
19.0	1,295	1,143	810
21.0	1,263	6,240	805
23.0	1,235		

Fleece Discounts (¢/kg clean)

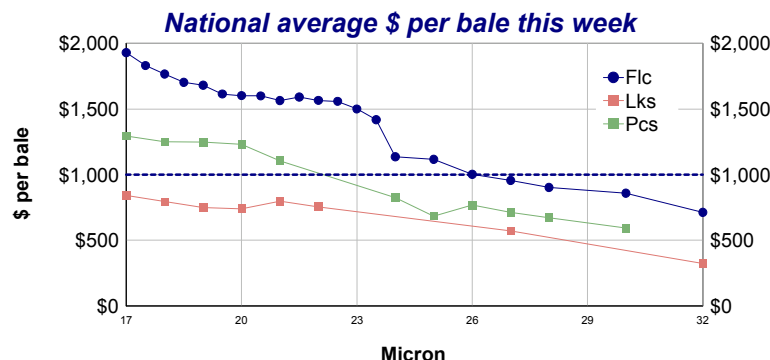
	Colour (H1)	Cott (C1)	Brands (R1)
17.0	-50		-70
19.0		-20	
21.0		-15	
23.0	-10	-16	-25

Source: AWEX P&D....

Note:
Clean price x yield / 100 = Greasy Price
e.g. 900 x 75.1 / 100 = 676 c/kg greasy

Buyers this week..

	Bales
Superfine	
TIANYU WOOL PTY LT	1,432
CHINATEX (AUST)	490
Mer Fleece	
CHINATEX (AUST)	1,821
TECHWOOL TRADING	1,363
Mer Pcs/Bls	
TIANYU WOOL PTY LT	965
MODIANO (AUST)	540
XBD	
TECHWOOL TRADING	1,338
CHINATEX (AUST)	1,218
Oddments	
TECHWOOL TRADING	1,003
MICHELL AUSTRALIA	650



Sales coming up..(bales)

	Current estimate	Change on previous estimate
Week: 32	46,114	-1,827 -4%
Week: 33	50,252	-825 -2%
Week: 34	49,700	+300 1%
Week: 35	35,200	

Source: AWEX Five Week Forecast....