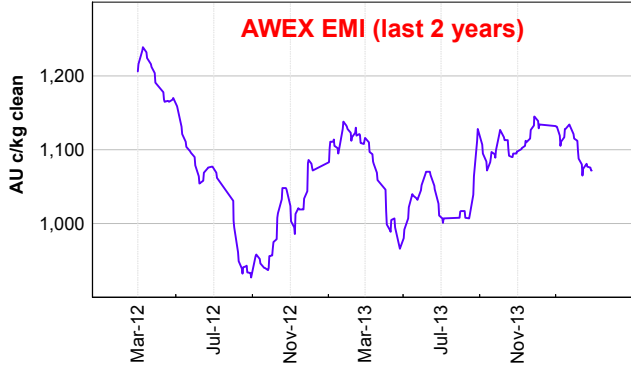
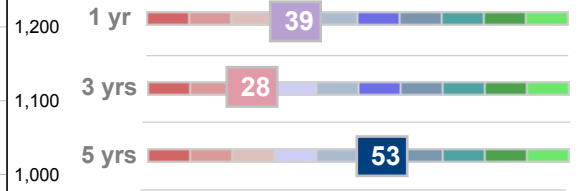


**AWEX E.M.I**  
**1072** ↓ **-5**  
(-0.5%)  
(Weekly change)



### AWEX-EMI Percentile rankings



Percentiles rank the current EMI for the given period. A percentile of 0 indicates the EMI is at the lowest point, A percentile of 50 indicates the EMI is the median price, A percentile of 80 means the EMI has been lower 79% in the period (or higher 19% of the time in the period).

Another small sale this week totalling just over 42,000 bales. Whilst fleece types in Melbourne managed an unchanged result for some of the finer microns, generally the tone nationally was of a cheaper market over the week. Sydney was initially the most affected and ended 10 to 20 cents cheaper, although this was coming off a more stylish selection the previous sale which was the final designated Superfine sale for the season. Melbourne tended to soften gradually and only finished slightly lower apart from the very broad edge which dipped on the final day on the back of heavier volume. Fremantle was only marginally lower initially but accelerated lower on Thursday after the East Coast had closed, finishing the week 15 to 20 cents cheaper. The better types generally found good support during the series and lower spec types remained discounted. Weighing down on the market was a firming Australian dollar which climbed above 90 US cents. Although 5 cents lower in AUD terms, the AWEX-EMI firmed 3 cents when converted to US dollars. Merino Skirtings moved lower by a similar amount as their fleece counterparts, and again the better types within the catalogue attracted the most competition. Crossbreds outperformed the Merino sector, gaining 5 to 10 cents for most types. Locks and Crutchings also tended to retain buyer support and closed at similar values to last week.

### North MPG's Percentile rankings (last 5 years)

17	1,328	-24	37
18	1,273	-21	45
19	1,222	-7	48
20	1,188	-17	54
21	1,186	-15	55
22	1,182	-9	59
23	1,219		81
28	669	+2	85
30	634	+4	91
32	564	+4	88

### Offered this week..

	Bales offered	Gross turnover	Passed In %
North (S36)	10,529	\$12,081,330	11.1%
South (M36)	23,274	\$27,588,059	16.5%
West (F36)	8,520	\$10,162,036	16.2%
<b>Total</b>	<b>42,323</b>	<b>\$49,831,425</b>	

### Clip Inspections

	Lots
Poor Skirting	245
Bale Description issue	205
Mixed Characteristics	98
Miscellaneous	38
Sheep Brands	18
Over/Under Wgt	8
<b>Total</b>	<b>612</b>

### Indicative prices (¢/kg clean)

	35nkt	5% pcs	5% lks
17.0	1,305	1,110	840
19.0	1,218	1,085	835
21.0	1,198	1,060	828
23.0	1,178		

### Fleece Discounts (¢/kg clean)

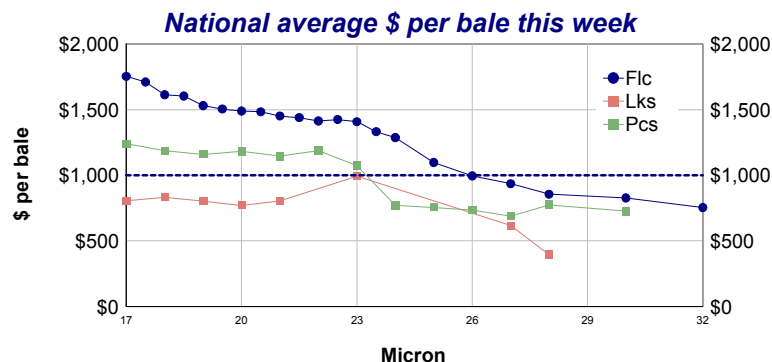
	Colour (H1)	Cott (C1)	Brands (R1)
17.0	-50		-70
19.0		-20	
21.0		-15	
23.0	-10	-16	-25

Note:  
Clean price x yield / 100 = Greasy Price  
e.g. 900 x 75.1 / 100 = 676 c/kg greasy

Source: AWEX P&D....

### Buyers this week..

		Bales
<b>Superfine</b>	TIANYU WOOL PTY LT	909
	TECHWOOL TRADING	841
<b>Mer Fleece</b>	TECHWOOL TRADING	2,172
	PJ MORRIS WOOL	1,923
<b>Mer Pcs/BIs</b>	TIANYU WOOL PTY LT	846
	AUSTRALIAN MERINO	792
<b>XBD</b>	TECHWOOL TRADING	1,137
	CHINATEX (AUST)	1,130
<b>Oddments</b>	TECHWOOL TRADING	838
	MICHELL AUSTRALIA	641



### Sales coming up..(bales)

	Current estimate	Change on previous estimate	
Week: 37	43,975	+535	1%
Week: 38	45,696	-1,004	-2%
Week: 39	46,300	-200	0%
Week: 40	32,900		

Source: AWEX Five Week Forecast....