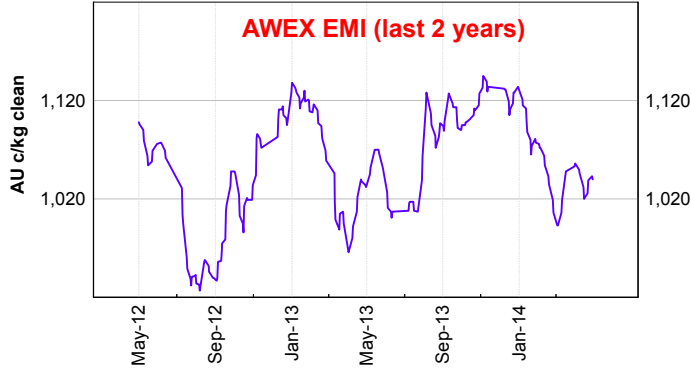
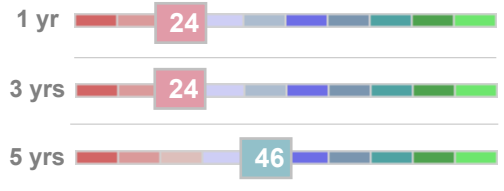


AWEX E.M.I.
1040 **+1**
(+0.1%)
(Weekly change)



AWEX-EMI Percentile rankings



Percentiles rank the current EMI for the given period. A percentile of 0 indicates the EMI is at the lowest point, A percentile of 50 indicates the EMI is the median price, A percentile of 80 means the EMI has been lower 79% in the period (or higher 19% of the time in the period).

The AWEX Eastern Market Indicator (AWEX-EMI) closed ahead by the narrowest of margins when it firmed by one cent this week. On paper, Fremantle recorded the largest movements with the Micron Price Guides in that centre jumping 20 cents for the week. However recent volumes in Western Australia have dictated a one-day selling program for the last few weeks and the comparison basis this week was against the previous Wednesday. The Eastern markets were also both firmer on the first day, however on Thursday there was a divergence of direction. Sydney continued to firm, largely driven by their limited volume. Meanwhile Melbourne eased 10 cents across most of the Merino spectrum. The better types (stylish/40nkt) still managed good support in the finer microns but were generally let down by the part tender and higher vm types (>1.5%vm) which fell 10 to 20 cents. Merino Skirtings had a similar result for the week with best length 2%vm types remaining in line with last sale while the 8% vm types lost ground. Crossbreds managed to close ahead by 5 to 10 cents. Merino Cardings generally closed in line with the previous sale. Next week is forecast to be the second smallest offering for the season and Melbourne is expected to have 65% of the national total (29,606 bales).

North MPG's Percentile rankings (last 5 years)

17	1,265 +3	21
18	1,213 +12	34
19	1,184 +15	41
20	1,160 +5	49
21	1,157 +2	51
22	1,141 +3	52
23	1,130	61
28	680 +11	90
30	641 +14	95
32	568 +12	89

Offered this week..

	Bales offered	Gross turnover	Passed In %
North (S48)	8,911	\$10,661,215	5.0%
South (M48)	19,383	\$22,170,129	8.6%
West (F48)	6,822	\$7,539,876	10.5%
Total	35,116	\$40,371,221	

Clip Inspections

	Lots
Poor Skirting	195
Bale Description issue	162
Mixed Characteristics	61
Miscellaneous	19
Sheep Brands	12
Over/Under Wgt	4
Total	453

Indicative prices (¢/kg clean)

	35nkt	5% pcs	5% lks
17.0	1,240	1,058	815
19.0	1,170	1,043	813
21.0	1,153	1,023	805
23.0	1,133		

Fleece Discounts (¢/kg clean)

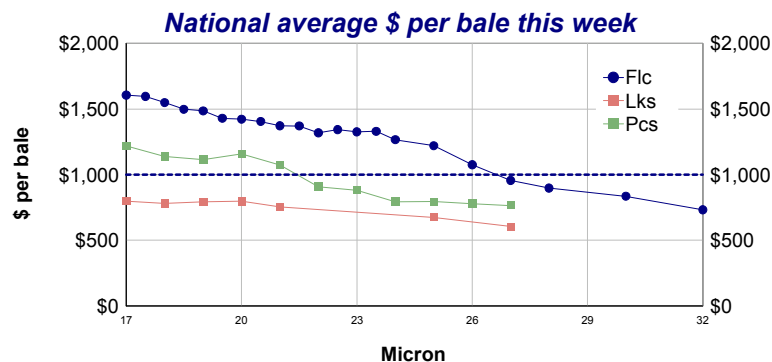
	Colour (H1)	Cott (C1)	Brands (R1)
17.0	-50		-70
19.0		-20	
21.0		-15	
23.0	-10	-16	-25

Note:
Clean price x yield / 100 = Greasy Price
e.g. 900 x 75.1 / 100 = 676 c/kg greasy

Source: AWEX P&D....

Buyers this week..

		Bales
Superfine	TECHWOOL TRADING	882
	LEMPRIERE (AUST)	866
Mer Fleece	CHINATEX (AUST)	2,079
	TECHWOOL TRADING	1,664
Mer Pcs/Bls	TIANYU WOOL	944
	MODIANO (AUST)	474
XBD	TECHWOOL TRADING	581
	MODIANO (AUST)	543
Oddments	MICHELL AUSTRALIA	777
	AS GEDGE (AUST)	376



Sales coming up..(bales)

	Current estimate	Change on previous estimate	
Week: 49	27,572	+1,198	5%
Week: 50	34,933	-267	-1%
Week: 51	23,700	-900	-4%
Week: 52	34,900		

Source: AWEX Five Week Forecast....