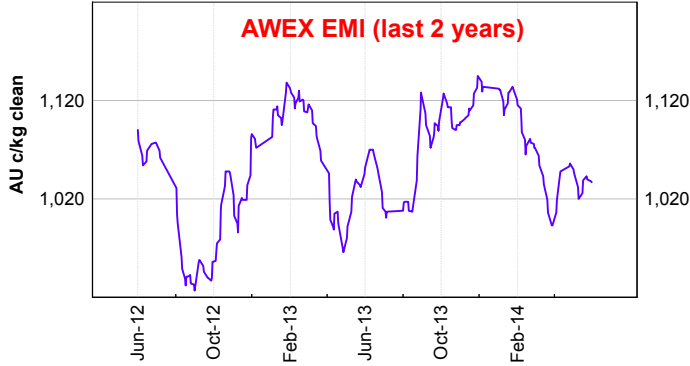
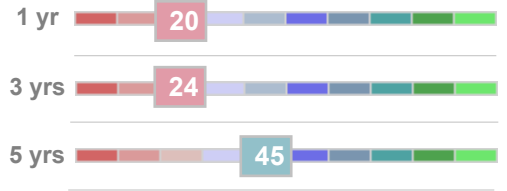


**AWEX E.M.I.**  
**1037** ↓ **-3**  
(-0.3%)  
(Weekly change)



### AWEX-EMI Percentile rankings



Percentiles rank the current EMI for the given period. A percentile of 0 indicates the EMI is at the lowest point, A percentile of 50 indicates the EMI is the median price, A percentile of 80 means the EMI has been lower 79% in the period (or higher 19% of the time in the period).

Volumes continued to dwindle this week when a two-centre series offered 27,577 bales, the smallest offering in ten months. That total also included a New Zealand catalogue which sold in isolation on Tuesday and remained largely unchanged. The Australian component commenced selling on Wednesday but the movements were conflicting. Melbourne firmed slightly however Sydney fell by 10 to 15 cents after it had overshot the overall market in the preceding sale. The ensuing result was a narrowing of the price gap between the two markets. Thursday resulted in little action with the market generally tracking sideways. While the finer microns remained reasonably buoyant, especially the better spec types, the AWEX-EMI was dragged marginally lower by the medium/broader range which struggled to hold their ground and eased 5 cents clean. The smallest Merino Skirtings catalogue for the season found good support for the limited number of low vm types (<3%vm) while higher vm types remained steady. Crossbreds were also in limited quantity and made only slightly movements for the sale. Cardings types returned to the positive side of the ledger with buyers pushing them 5 to 10 cents higher. Fremantle returns to the selling program next week, contributing to an expected 35,597 bales around the nation.

### North MPG's Percentile rankings (last 5 years)

17	1,257	-8	17
18	1,197	-16	30
19	1,168	-16	38
20	1,147	-13	46
21	1,142	-15	48
22	1,131	-10	49
23	1,124		59
28	685	+5	90
30	636	-5	92
32	568	u/c	89

### Offered this week..

	Bales offered	Gross turnover	Passed In %
North (S49)	9,930	\$11,885,007	7.0%
South (M49)	17,647	\$21,544,941	10.2%
<b>Total</b>	<b>27,577</b>	<b>\$33,429,948</b>	

### Clip Inspections

	Lots
Poor Skirting	172
Bale Description issue	160
Mixed Characteristics	44
Miscellaneous	12
Over/Under Wgt	2
Sheep Brands	2
<b>Total</b>	<b>392</b>

### Indicative prices (¢/kg clean)

	35nkt	5% pcs	5% lks
17.0	1,240	1,058	815
19.0	1,178	1,043	813
21.0	1,150	1,023	803
23.0	1,128		

### Fleece Discounts (¢/kg clean)

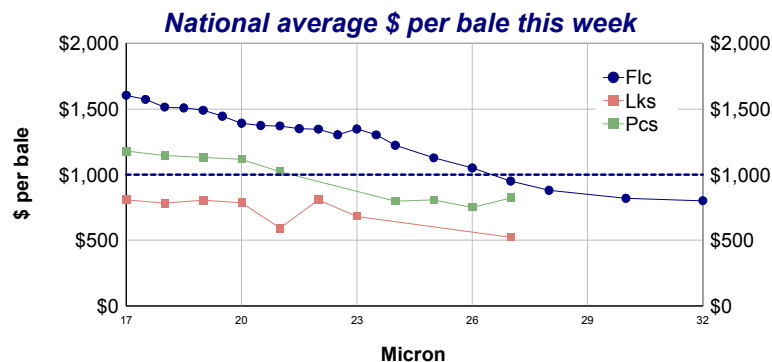
	Colour (H1)	Cott (C1)	Brands (R1)
17.0	-50		-70
19.0		-20	
21.0		-15	
23.0	-10	-16	-25

Note:  
Clean price x yield / 100 = Greasy Price  
e.g. 900 x 75.1 / 100 = 676 c/kg greasy

Source: AWEX P&D....

### Buyers this week..

		Bales
<b>Superfine</b>	FOX & LILLIE	1,220
	LEMPRIERE (AUST)	929
<b>Mer Fleece</b>	FOX & LILLIE	1,191
	TECHWOOL TRADING	1,033
<b>Mer Pcs/BIs</b>	TIANYU WOOL	703
	MODIANO (AUST)	488
<b>XBD</b>	CHINATEX (AUST)	462
	MODIANO (AUST)	382
<b>Oddments</b>	MICHELL AUSTRALIA	583
	FOX & LILLIE	274



### Sales coming up..(bales)

	Current estimate	Change on previous estimate	
Week: 50	35,587	+654	2%
Week: 51	22,911	-789	-3%
Week: 52	33,700	-1,200	-3%
Week: 1	20,200		

Source: AWEX Five Week Forecast....