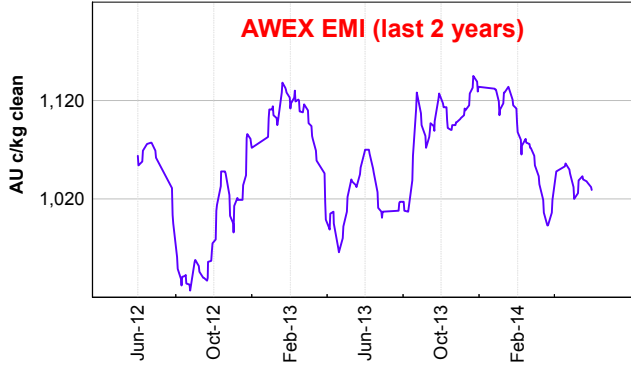
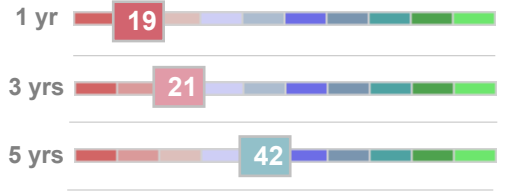


**AWEX E.M.I.**  
**1029** ↓ **-8**  
(-0.8%)  
(Weekly change)



### AWEX-EMI Percentile rankings

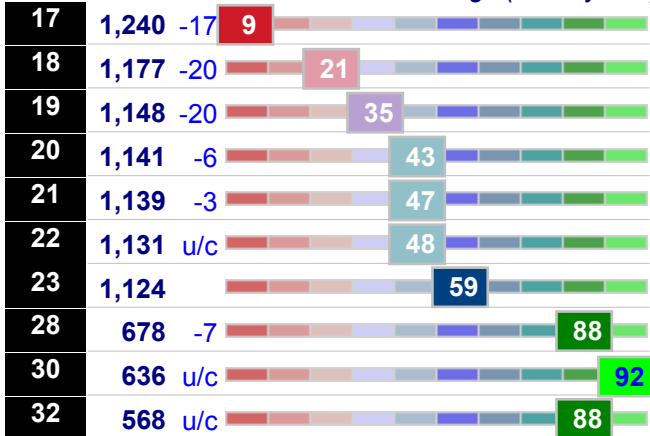


Percentiles rank the current EMI for the given period. A percentile of 0 indicates the EMI is at the lowest point, a percentile of 50 indicates the EMI is the median price, a percentile of 80 means the EMI has been lower 79% in the period (or higher 19% of the time in the period).

34,158 bales were offered nationally this week, the third smallest three-centre offering for the season. 56% of the national offering was in the 19.5 micron and finer range, the highest proportion since AWEX records began in 1995. The AWEX Eastern Market Indicator eased eight cents for the sale on the back of continued weakness in this superfine sector. 19.5-microns and finer were generally 20 cents cheaper by the end of the week, and as much as 40 cents for lower-spec types. Despite the market pullback there were selected better types (Spinners/40nkt) which attracted buyer attention in the finer microns and were less affected by the downturn especially in the Launceston catalogue offered on Wednesday. The broader microns recorded a more positive result and closed at similar levels to the previous sale, further narrowing the micron/price premiums. At 38 cents the differential between 18 and 21 microns is the smallest since the 18 Micron Price Guide commenced in 1998.

Merino Skirtings tended to track the fleece sector with the finer microns (16/17/18) easing 20 to 30 cents while the limited broader range held their ground. Crossbreds also showed little change for the sale although volumes were fairly thin. Merino Cardings moved by only a few cents in all three regions. At current estimates next week is expected to be the smallest sale week in twelve months.

### North MPG's Percentile rankings (last 5 years)



### Offered this week..

	Bales offered	Gross turnover	Passed In %
North (S50)	8,929	\$10,606,500	8.9%
South (M50)	18,642	\$21,998,252	10.5%
West (F50)	6,587	\$7,401,294	21.7%
<b>Total</b>	<b>34,158</b>	<b>\$40,006,046</b>	

### Clip Inspections

	Lots
Poor Skirting	250
Bale Description issue	198
Mixed Characteristics	77
Miscellaneous	20
Sheep Brands	8
Over/Under Wgt	2
<b>Total</b>	<b>555</b>

### Indicative prices (¢/kg clean)

	35nkt	5% pcs	5% lks
17.0	1,240	1,058	815
19.0	1,178	1,043	813
21.0	1,150	1,023	803
23.0	1,128		

### Fleece Discounts (¢/kg clean)

	Colour (H1)	Cott (C1)	Brands (R1)
17.0	-50		-70
19.0		-20	
21.0		-15	
23.0	-10	-16	-25

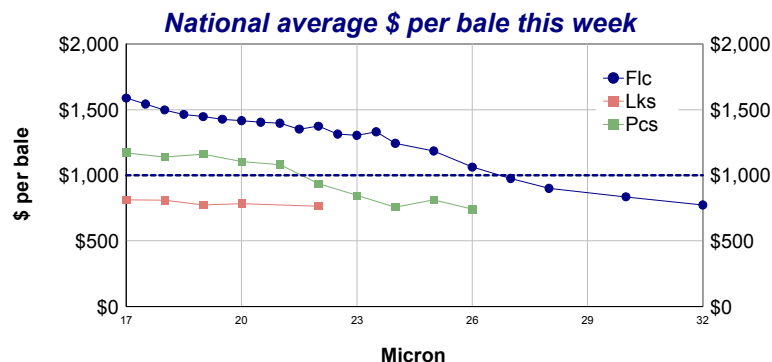
Note:

Clean price x yield / 100 = Greasy Price  
e.g. 900 x 75.1 / 100 = 676 c/kg greasy

Source: AWEX P&D....

### Buyers this week..

	Bales
<b>Superfine</b>	
LEMPRIERE (AUST)	1,138
FOX & LILLIE	730
<b>Mer Fleece</b>	
FOX & LILLIE	1,626
G SCHNEIDER (AUST)	1,242
<b>Mer Pcs/BIs</b>	
TIANYU WOOL	1,261
TECHWOOL TRADING	659
<b>XBD</b>	
TECHWOOL TRADING	620
KATHAYTEX (VIC)	502
<b>Oddments</b>	
MICHELL AUSTRALIA	1,007
VIC WOOL PROCESSC	462



### Sales coming up..(bales)

	Current estimate	Change on previous estimate	%
Week: 51	27,496	+4,585	20%
Week: 52	37,240	+3,540	11%
Week: 1	37,050	+1,450	4%
Week: 2	36,800		

Source: AWEX Five Week Forecast....