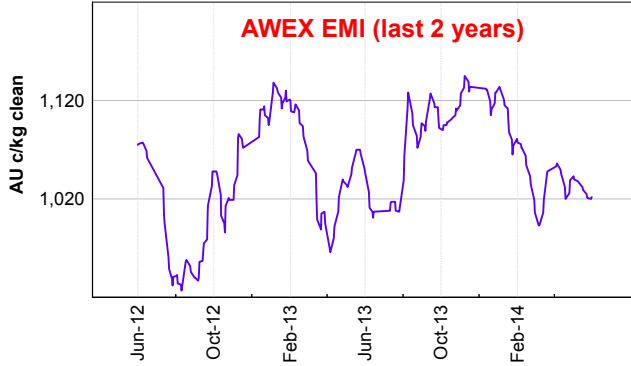
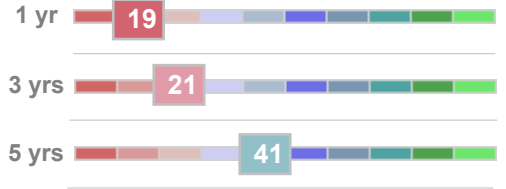


AWEX E.M.I
1022 **+1**
(+0.1%)
(Weekly change)



AWEX-EMI Percentile rankings



Percentiles rank the current EMI for the given period. A percentile of 0 indicates the EMI is at the lowest point, A percentile of 50 indicates the EMI is the median price, A percentile of 80 means the EMI has been lower 79% in the period (or higher 19% of the time in the period).

Whilst two sale-weeks still remain before the annual three-week recess, this sale marked the end of the 2013/14 season. The AWEX-EMI closed the season on a positive note, recording a 1 cent increase on the previous sale and arresting a three-week run of losses. However when compared to the previous season the EMI registered a 25 cent loss, the third consecutive season-on-season drop. The pattern this week was an initial dip followed by a recovery. The EMI was 1 cent lower on Wednesday, however there were green shoots appearing and some of the medium/broader range managed to firm slightly. This trend was confirmed on Thursday when these was a widespread lift in prices. Most microns were around 5 cents higher, pushed ahead not only by consistent support for the better types, but also a shift in sentiment towards the lower spec types which lifted 5 to 10 cents. The 2 cent EMI increase on the day halted an eight-day falling trend. Merino skirtings traded at similar rates to last week, with good support noted for best length/low vm (3%vm) types. Crossbreds gave up some ground this week, especially in the finer 25/26-micron range. Merino Cardings closed ahead after firming on the final day. Almost 40,000 are expected next week, the largest sale in seven weeks.

North MPG's Percentile rankings (last 5 years)

17	1,218	-5	5
18	1,163	-5	14
19	1,134	+2	32
20	1,131	+12	40
21	1,131	+2	44
22	1,133	u/c	49
23	1,129	u/c	60
28	665	-13	78
30	640	-5	92
32	569	u/c	89

Offered this week..

	Bales offered	Gross turnover	Passed In %
North (S52)	9,295	\$10,390,971	4.7%
South (M52)	16,062	\$17,693,706	7.7%
West (F52)	5,596	\$6,121,894	15.4%
Total	30,953	\$34,206,571	

Clip Inspections

	Lots
Bale Description issue	221
Poor Skirting	177
Mixed Characteristics	74
Miscellaneous	17
Sheep Brands	11
Over/Under Wgt	4
Total	504

Indicative prices (¢/kg clean)

	35nkt	5% pcs	5% lks
17.0	1,205	1,045	815
19.0	1,133	1,040	815
21.0	1,128	1,035	810
23.0	1,128		

Fleece Discounts (¢/kg clean)

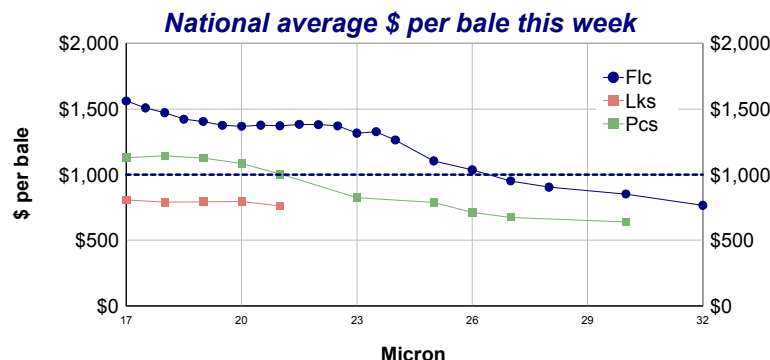
	Colour (H1)	Cott (C1)	Brands (R1)
17.0	-50		-70
19.0		-20	
21.0		-15	
23.0	-10	-16	-25

Note:
Clean price x yield / 100 = Greasy Price
e.g. 900 x 75.1 / 100 = 676 c/kg greasy

Source: AWEX P&D....

Buyers this week..

		Bales
Superfine	TECHWOOL TRADING	852
	LEMPRIERE (AUST)	795
Mer Fleece	TECHWOOL TRADING	1,799
	AUSTRALIAN MERINO	865
Mer Pcs/Bls	TIANYU WOOL	1,138
	AUSTRALIAN MERINO	604
XBD	TECHWOOL TRADING	566
	MODIANO (AUST)	497
Oddments	MICHELL AUSTRALIA	1,259
	TECHWOOL TRADING	433



Sales coming up..(bales)

	Current estimate	Change on previous estimate
Week: 1	39,936	+3,486 10%
Week: 2	35,973	-1,227 -3%
Week: 3	RECESS	
Week: 4	RECESS	

Source: AWEX Five Week Forecast....